

Winterbourne Junior Girls School

Year 4

RHSE

Jigsaw SOW

Weekly Celebration	Pieces (Lessons)	PSHE Learning Intention	Social and Emotional Development Learning Intention
Understand that everyone is unique and Special.	Unique Me	I understand that some of my personal characteristics have come from my birth parents and that this happens because I inherit genes from my mum and dad.	I appreciate that I am a truly unique human being.
Understand and respect the changes that they see in other people.	Circles of Change	I know how the circle of change works and can apply it to changes I want to make in my life.	I am confident enough to try to make changes when I think they will benefit me.
Know who to ask for help if they are worried about change.	Accepting Change	I can identify changes that have been and may continue to be outside of my control that I learnt to accept.	I can express my fears and concerns about changes that are outside of my control and know how to manage these feelings positively.
Are you looking forward to change?	Looking Ahead	I can identify what I am looking forward to when I move to a new class.	I can reflect on the changes I would like to make next year and describe how to go about this.

What happens in Class Discussion

We are often concerned about how to deal with tricky questions when teaching SRE. These are the rules we follow:

- 1. We decide whether or not it is appropriate to answer the question in the classroom i.e. is it age-appropriate? (Keep within the remit of our year group's learning intentions as this is what has been agreed with parents/carers).**
- 2. We think about what might be behind the child's question i.e. why have they asked it?
This may affect how we answer it.**
- 3. We keep the answer very simple - children only need to know the answer to their question not the contents of a biology textbook!**
- 4. We keep it factual.**
- 5. If questions cause us concern, we think about how to deal with it e.g. refer to safeguarding lead/refer to parent/carers.**
- 6. We advise pupils at the start of lessons that they cannot ask us any personal questions.**

Lesson 1: Unique Me

Understand that everyone is unique and Special



Bella



Maisie




Poppy

Who do they think their mother is?



Activity:

Write the Mother's characteristics.



Write the Father's characteristics.



Decide on the gender of child 2 and child 3

Predict how child 2 and child 3 might look like: eye colour, hair colour, freckles (or not) and curly/ straight hair

Draw their faces.

Lesson 2: Circles of Change

Understand and respect the changes that they see in other people.



Seasons of change. A tree in four different seasons. Class order pictures.

Discussion

- What started the process of change for the tree?
- What happened in each stage of the change?
- Did the tree have any control over the changes that were happening to it?

Powerpoint story about managing change.





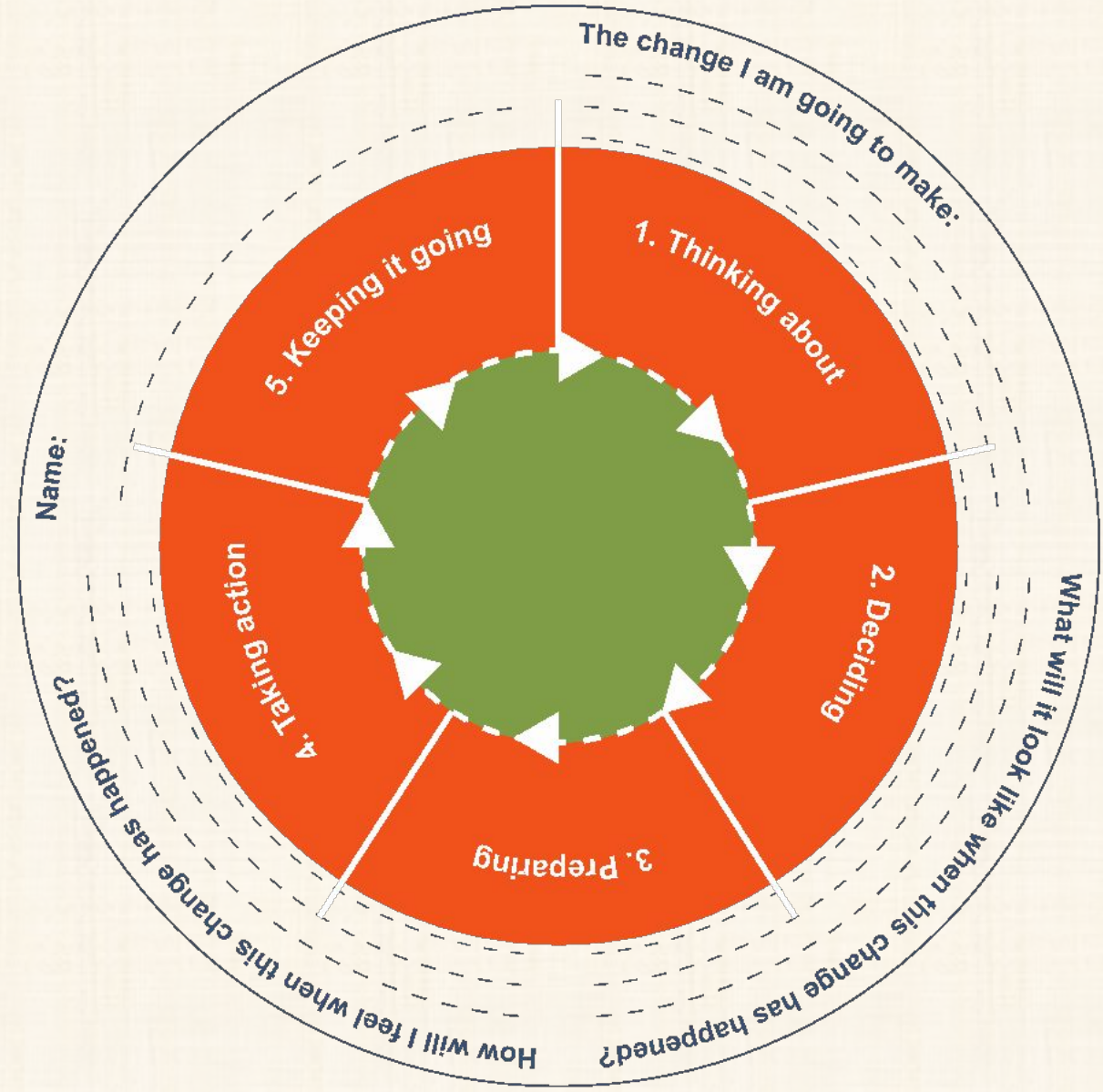






At the end of the story we would ask the children what they think has helped Sofia and Levi manage the change.

Children are shown the Circles of Change template (seen on the right) and through discussion, they make links between the story and the five stages in the model to reinforce the process.



Lesson 3: Accepting Change

Know who to ask for help if they are worried about change.

The next set of pictures show environmental changes. Pupils discuss the following questions:

Why do these changes happen?

Do human beings have complete control over these changes?





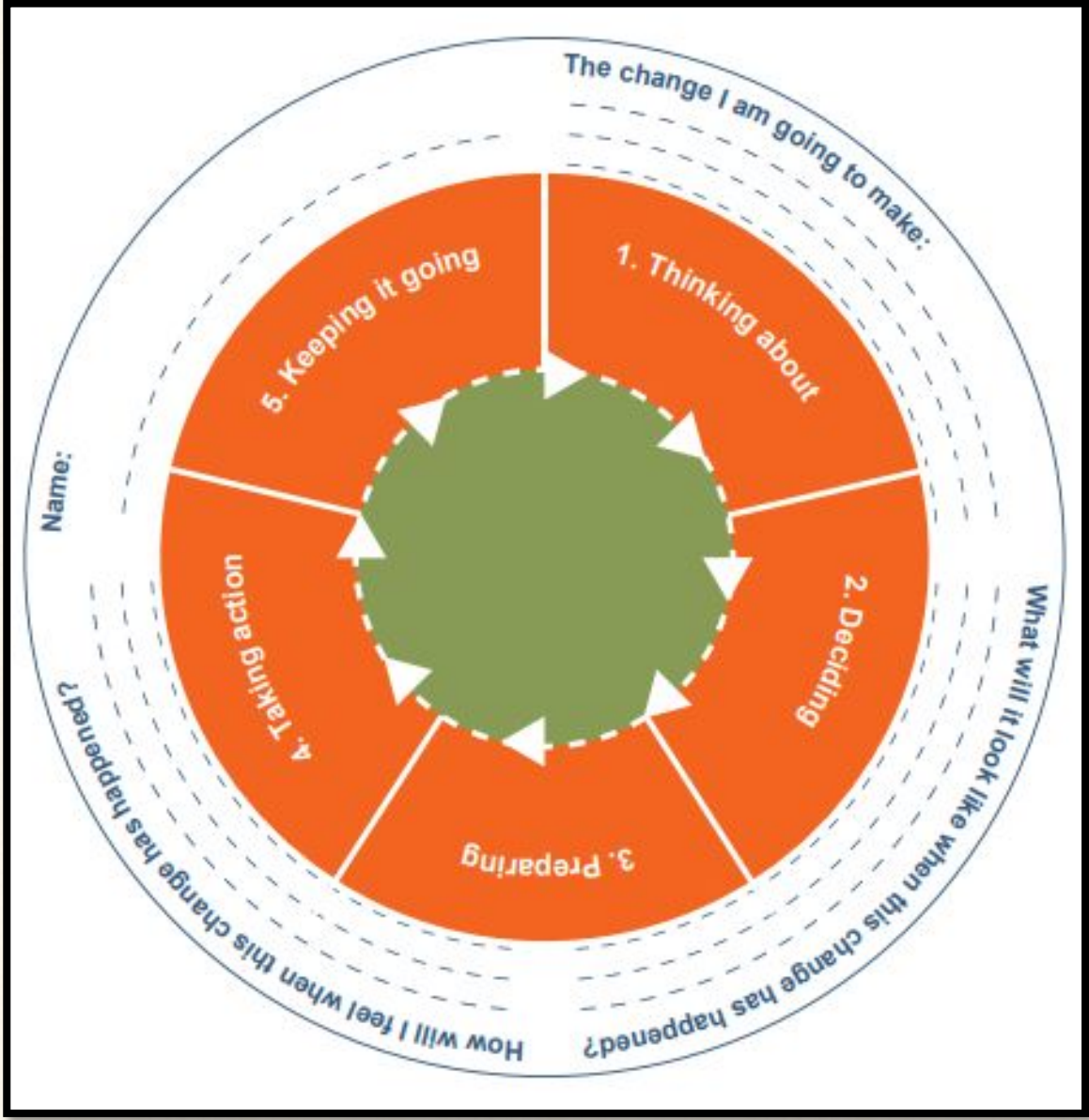




Lesson 4: Looking Ahead

Are you looking forward to change?

With talking partners, children make a list of the changes they think might happen to them during the next school year.



Any Questions?